

Name of the Company	REGENCY TRUST LIMITED		
Scrip Code	Quarter Ended	30/09/2014	

Partly Paid-up Shares	No. of partly paid-up shares	As a % of total no. of partly paid-up shares	As a % of total no. of shares of the company
Held by promoter/promoter group	NIL	NIL	NIL
Held by public	NIL	NIL	NIL
Total			

Outstanding convertible securities :-	No. of outstanding securities	As a % of total no. of outstanding convertible securities	As a % of total no. of shares of the company, assuming full conversion of the convertible securities
Held by promoter/promoter group	NIL	NIL	NIL
Held by public	NIL	NIL	NIL
Total			

Warrants:-	No. of warrants	As a % of total no. of warrants	As a % of total no. of shares of the company assuming full conversion of the warrants
Held by promoter/promoter group	NIL	NIL	NIL
Held by public	NIL	NIL	NIL
Total			

Total paid-up capital of the company, assuming full conversion of warrants and convertible securities	10000000
---	----------




(I) (a) Statement showing Shareholding Pattern under Clause 35 of the Listing Agreement

Name of the Company	REGENCY TRUST LIMITED
Scrip Code	Quarter Ended 30/09/2014

Category	Category Shareholder	Number of Shareholders of shares	Total number of shares	Number of dematerialized shares held in form	Total Shareholding as a percentage of total number of shares	As a percentage of (A+B)	As a percentage of (A+B+C)	Shares pledged or otherwise encumbered
(A)	Shareholding of Promoter and Promoter Group							
1	Indian							
(a)	Individuals / Hindu Undivided Family	0	0	0	0.00	0.00	0.00	0
(b)	Central Government / State Government(s)	0	0	0	0.00	0.00	0.00	0
(c)	Bodies Corporate	0	0	0	0.00	0.00	0.00	0
(d)	Financial Institutions/Banks	0	0	0	0.00	0.00	0.00	0
(e)	Any Other (Specify)							
	(a) Directors	0	0	0	0.00	0.00	0.00	0
	(b) Directors Relative	0	0	0	0.00	0.00	0.00	0
	(c) Person Acting in Concert	0	0	0	0.00	0.00	0.00	0
	Sub Total (A) (1)	0	0	0	0.00	0.00	0.00	0
2	Foreign							
(a)	Individuals(Non-Resident Individuals/ Foreign Individuals)	0	0	0	0.00	0.00	0.00	0
(b)	Bodies Corporate	0	0	0	0.00	0.00	0.00	0
(c)	Institutions	0	0	0	0.00	0.00	0.00	0
(d)	Qualified Foreign Investor	0	0	0	0.00	0.00	0.00	0
(e)	Any Other (Specify)							
	Sub Total (A) (2)	0	0	0	0.00	0.00	0.00	0
	Total Shareholding of Promoter and Promoter Group (A)=(A) (1)+(A) (2)	0	0	0	0.00	0.00	0.00	0



Name of the Company		REGENCY TRUST LIMITED								
Scrip Code		Quarter Ended	30/09/2014							
Category	Category Shareholder	Number of Shareholders of shares	Total number of shares dematerialized form	Number of shares held in dematerialized form	Total Shareholding as a percentage of total number of shares	As a percentage of (A+B)	As a percentage of (A+B+C)	Number of shares	As a percentage	Shares pledged or otherwise encumbered
(B)	Public Shareholding									
1	Institutions									
(a)	Mutual Funds / UTI	0	0	0	0.00	0.00	0.00			
(b)	Financial Institutions / Banks	0	0	0	0.00	0.00	0.00			
(c)	Central Government / State Government(s)	0	0	0	0.00	0.00	0.00			
(d)	Venture Capital Funds	0	0	0	0.00	0.00	0.00			
(e)	Insurance Companies	0	0	0	0.00	0.00	0.00			
(f)	Foreign Institutional Investors	2	443338	443338	4.43	4.43	4.43			
(g)	Foreign Venture Capital Investors	0	0	0	0.00	0.00	0.00			
(h)	Qualified Foreign Investor	0	0	0	0.00	0.00	0.00			
(i)	Any Other (Specify)	0	0	0	0.00	0.00	0.00			
	Sub Total (B) (1)	2	443338	443338	4.43	4.43	4.43			N.A.
2	Non-Institutions									
(a)	Bodies Corporate	84	3430316	3430316	34.30	34.30	34.30			
(b)	Individuals	1207	670496	650237	6.70	6.70	6.70			
(i)	Individual Shareholders holding nominal share capital up to Rs. 1 lakh	68	5214668	5214668	52.15	52.15	52.15			
(ii)	Individual Shareholders holding nominal share capital in excess of Rs. 1 lakh									
(c)	Qualified Foreign Investor	0	0	0	0.00	0.00	0.00			
(d)	Any Other (Specify)	10	26608	26608	0.27	0.27	0.27			
(a)	N.R.I. (Repat & Non-Repat.)	0	0	0	0.00	0.00	0.00			
(b)	Foreign Corporate Bodies	0	0	0	0.00	0.00	0.00			
(c)	Trust	39	211476	211476	2.11	2.11	2.11			
(d)	Hindu Undivided Family	0	0	0	0.00	0.00	0.00			
(f)	Employee	2	3098	3098	0.03	0.03	0.03			
(h)	Clearing Members									
	Sub Total (B) (2)	1410	9556662	9536403	95.57	95.57	95.57			N.A.
	Total Public Shareholding (B)= (B) (1) + (B) (2)	1412	10000000	9979741	100.00	100.00	100.00			




	TOTAL (A)+(B)	1412	10000000	9979741	100.00	100.00	N.A.	N.A.
(C) Shares held by Custodians and against which Depository Receipts have been issued								
1) Promoter and Promoter Group	0	0	0	0	0.00	0.00	N.A.	N.A.
2) Public	0	0	0	0	0.00	0.00	N.A.	N.A.
Sub-Total (C)	0	0	0	0	0.00	0.00	N.A.	N.A.
GRAND TOTAL (A)+(B)+(C)	1412	10000000	9979741	100.00	100.00			



(I)(b) Statement showing holding of securities (including shares, warrants, convertible securities) of persons belonging to the category "Promoter and Promoter Group"

Sr. No.	Name of the shareholder	Number of shares held		Encumbered shares (*)			Details of warrants			Details of Convertible Securities		Total shares (including underlying shares assuming full conversion of warrants and convertible securities) as a % of diluted share capital
		No. of Shares held	As a % of grand total (A) + (B) + (C)	No.	As a percentage	As a % of grand total (A) + (B) + (C) of sub-clause (I)(a)	Number of warrants held	As a % total number of warrants of the same class	Number of convertible securities held	As a % total number of convertible securities of the same class		
(I)	(II)	(III)	(IV)	(V)	(VI) = (V) / (III) * 100	(VII)	(VIII)	(IX)	(X)	(XI)	(XII)	
1	Nil	0	0.00	0	0.00	0.00	0	0.00	0	0.00	0.00	
	TOTAL	0	0.00	0	0.00	0.00	0	0.00	0	0.00	0.00	


(*) The term "encumbrance" has the same meaning as assigned to it in regulation 28(3) of the SAST Regulations, 2011.



Name of the Company	REGENCY TRUST LIMITED
Script Code	Quarter Ended 30/09/2014

(I) (c) (i) Statement showing holding of securities (including shares, warrants, convertible securities) of persons belonging to the category "Public" and holding more than 1% of the total number of shares

Sr. No.	Name of the Shareholder	Total number of shares	Shares as a % of		Details of Warrants		Details of convertible securities		Total Shares (including underlying shares assuming full conversion of warrants and convertible securities as a % of diluted share capital)
			total number of shares (i.e. Grand Total (A)+(B)+(C) indicated in Statement at para (I)(a) above)	Total (A)+(B)+(C)	Number of Warrants held	As a % total number of warrants of the same class	Number of Convertible securities held	As a % total number of securities of the same class	
1	NARESH NAGINDAS SHAH	786912	7.86	0.00	0	0.00	0	0.00	7.86
2	RELIGARE FINVEST LTD	418168	4.18	0.00	0	0.00	0	0.00	4.18
3	RASHESH JAYANTILAL PAUN	366441	3.66	0.00	0	0.00	0	0.00	3.66
4	MANUBHA PRABHATSANG VAGHELA	305052	3.05	0.00	0	0.00	0	0.00	3.05
5	SANGEETA CHAWALLA	294623	2.94	0.00	0	0.00	0	0.00	2.94
6	LEMAN DIVERSIFIED FUND	294111	2.94	0.00	0	0.00	0	0.00	2.94
7	SUNIL KUMAR GOEL	287780	2.87	0.00	0	0.00	0	0.00	2.87
8	ARTI HITESH KOTHARI	277400	2.77	0.00	0	0.00	0	0.00	2.77
9	MONARCH RESEARCH & BROKERAGE PVT LT	213638	2.13	0.00	0	0.00	0	0.00	2.13
10	S J INFRA TECH PRIVATE LIMITED	210865	2.10	0.00	0	0.00	0	0.00	2.10
11	DADIMA CAPITAL (P) LTD	200005	2.00	0.00	0	0.00	0	0.00	2.00
12	STARDOOM TRADING COMPANY PVT LTD	200003	2.00	0.00	0	0.00	0	0.00	2.00
13	EARTH EXIM LTD	200000	2.00	0.00	0	0.00	0	0.00	2.00
14	ARISTO MEDIA AND ENTERTAINMENT PVT	198849	1.98	0.00	0	0.00	0	0.00	1.98
15	CORNHILL TRADING COMPANY PVT. LTD.	198670	1.98	0.00	0	0.00	0	0.00	1.98
16	ALEULA INVESTMENT FUND LTD	149227	1.49	0.00	0	0.00	0	0.00	1.49
17	GURMINDER PAL SINGH ARNEJA	146000	1.46	0.00	0	0.00	0	0.00	1.46
18	INDIRABEN RAMESHKUMAR THAKKAR	141174	1.41	0.00	0	0.00	0	0.00	1.41
19	EDELWEISS FINANCIAL ADVISORS LIMITE	126945	1.26	0.00	0	0.00	0	0.00	1.26
20	INTIME EQUITIES LIMITED	124329	1.24	0.00	0	0.00	0	0.00	1.24
21	NILESH KRISHNA PALANDE	113563	1.13	0.00	0	0.00	0	0.00	1.13
22	BAEULAL BHURNAL JAIN	105000	1.05	0.00	0	0.00	0	0.00	1.05
23	SRABONI SALES PRIVATE LTD	100930	1.00	0.00	0	0.00	0	0.00	1.00
24	SUBHASH CHHOTALAL MORZARIA	100000	1.00	0.00	0	0.00	0	0.00	1.00
25	SAURABH BHARAT MEHTA	100000	1.00	0.00	0	0.00	0	0.00	1.00
26	ARVIND CHHOTALAL MORZARIA	100000	1.00	0.00	0	0.00	0	0.00	1.00
27	DILIP CHHOTALAL MORZARIA	100000	1.00	0.00	0	0.00	0	0.00	1.00
28	RASHESH JAYANTILAL PAUN	100000	1.00	0.00	0	0.00	0	0.00	1.00
TOTAL		5919685	59.19	0.00	0	0.00	0	0.00	59.19



Name of the Company | REGENCY TRUST LIMITED
 Scrip Code | | Quarter Ended | 30/09/2014

(I) (c) (ii) Statement showing holding of securities (including shares, warrants, convertible securities) of persons (together with PAC) belonging to the category "Public" and holding more than 5% of the total number of shares of the company

Sr. No.	Name(s) of the Shareholder(s) and the Persons Acting in Concert (PAC) with them	Number of shares	Shares as a % of total number of shares (i.e. Grand Total (A)+(B)+(C) indicated in Statement at para (I)(a) above)	Details of Warrants	Details of convertible securities	Total Shares (including underlying shares assuming full conversion of warrants and convertible securities) as a % of diluted share capital
		Number of Warrants	As a % total number of warrants of the same class	Number of Convertible securities held	% w.r.t. total number of convertible securities of the same class	
1	NARESH NAGINDAS SHAH	786912	7.86	0	0.00	7.86
TOTAL		786912	7.86	0	0.00	7.86



Name of the Company	REGENCY TRUST LIMITED		
Scrip Code	Quarter Ended	30/09/2014	
Statement showing details of locked-in shares			
Sr. No.	Name of the Shareholder	Total number of shares	Shares as a % of total number of shares (i.e. Grand Total (A)+(B)+(C) indicated in Statement at para (I)(a))
1	NIL	0	0.00
	TOTAL	0	0.00

Name of the Company	REGENCY TRUST LIMITED		
Scrip Code	Quarter Ended	30/09/2014	
(II)(a)	Statement showing details of Depository Receipts (DRs)		

Sr. No.	Type of outstanding DR (ADRS, GDRs, SDRs, etc.)	Number of outstanding DRs	Total number of shares (i.e. GRAND TOTAL (A)+(B)+(C) indicated in statement at para (I)(a) above)	Shares underlying outstanding DRs as a % of total number of shares (i.e. GRAND TOTAL (A)+(B)+(C) indicated in statement at para (I)(a) above)
	NIL	NIL	NIL	NIL
	TOTAL			

(II)(b) Statement showing holding of Depository Receipts (DRs), where underlying shares are in excess of 1% of the total number of shares

Sr. No.	Name of the DR Holder	Type of outstanding DR (ADRS, GDRs, SDRs, etc.)	Number of shares underlying outstanding DRs	Shares underlying outstanding DRs as a % of total number of shares (i.e. GRAND TOTAL (A)+(B)+(C) indicated in statement at para (I)(a) above)
	NIL	NIL	NIL	NIL
	TOTAL			

